

MFG-1250/1450/1650

全自动糊盒机
Automatic Folder Gluer



智能 模块化设计
INTELLIGENT MODULAR DESIGN

- 瓦楞纸 Corrugated Paper
- 卡纸 Card Paper



瓦楞纸
Corrugated Paper



卡纸
Card Paper



灰板
Grey Board



温州协顺机械设备有限公司
WENZHOU XIESHUN MACHINERY EQUIPMENT CO.,LTD

地址：浙江省温州市龙湾经济开发区星海街道明珠路660号
Add: 660 Mingzhu Road,Xinghai street,Longwan Economic Development Zone,Wenzhou City,Zhejiang Province
电话：0577-86805185
传真：0577-86805186

邮箱：xieshunauto@qq.com
网址：www.wzsauto.com



网站二维码
Website QR Code

MFG-1250/1450/1650

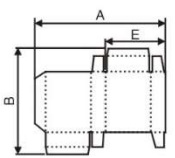
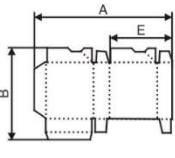
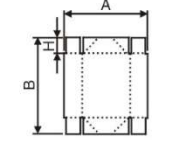
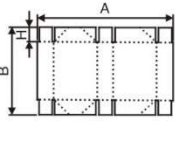
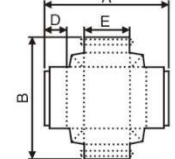


协顺 糊盒机 · 专注好包装
XIESHUN FOLDER GLUER
FOCUS ON GOOD PACKAGING

WENZHOU XIESHUN MACHINERY EQUIPMENT
温州协顺机械设备

机器参数 Machine Parameters

型号	Model	MFG-1250			MFG-1450			MFG-1650		
适用纸质	Suitable material	200-800g/m ² 卡纸,N、E、F&B 瓦楞纸 200-800g/m ² cardboard and N、E、F&B flute corrugated board								
工作速度调节范围	Speed range	0-400m/min								
点动速度	Inching speed	30m/min								
最大出纸宽度	Max blank width	1250mm			1450mm			1650mm		
		MFG-1250A	MFG-1250B	MFG-1250C	MFG-1450A	MFG-1450B	MFG-1450C	MFG-1650A	MFG-1650B	MFG-1650C
机械尺寸(长*宽*高)	Dimension(L) Dimension(W*H)	1370mm	1520mm	1750mm	1370mm	1520mm	1750mm	1420mm	1570mm	1800mm
		1800x1600mm			2000x1600mm			2200x1600mm		
机械重量	Mechanical weight	8T	9T	10T	9T	10T	11T	10T	11T	12T
机械功率	Mechanical power	22kw	23kw	29kw	22kw	23kw	29kw	22kw	23kw	29kw
压缩空气	Compressed air	6bar								
空气压缩机能量	Air compressor capacity	10m ³ /h								
储气罐能量	Air tank capacity	60L								

型号	Model		MFG-1250			MFG-1450		MFG-1650	
			最小/毫米 Min/mm			最大/毫米 Max/mm			
Straight line box 直线盒		A	100mm	1250mm	1450mm	1650mm			
		B	180mm	1000mm	1000mm	1000mm			
		E	85mm	600mm	715mm	815mm			
Lock bottom box 锁底盒		A	200mm	1050mm	1400mm	1600mm			
		B	100mm	1000mm	1000mm	1000mm			
		E	90mm	515mm	690mm	790mm			
4 Corner box 四角盒		A	180mm	1050mm	1400mm	1600mm			
		B	140mm	1000mm	1000mm	1000mm			
		H	30mm	150mm	150mm	150mm			
6-corner box 六角盒		A	180mm	1050mm	1400mm	1600mm			
		B	140mm	1000mm	1000mm	1000mm			
		H	30mm	150mm	150mm	150mm			
Bilateral box 双边盒		A	220mm	1000mm	1200mm	1400mm			
		B	140mm	1000mm	1000mm	1000mm			
		E	15mm	50mm	50mm	50mm			

*由于产品升级原故,相关产品参数如有更改,恕不另行通知!
Due to the reason of product upgrade, relevant product parameters are subject to change without notice.


局部图展示 PARTIAL PICTURES OF MACHINE

01 | 飞达部 Feeder




- ◆ Set up quickly and rapidly
- ◆ Variable speed independent servo motor
- ◆ Adjustable on the run
- ◆ Easy repeatability
- ◆ Light maintenance
- ◆ Feeds most types of materials
- ◆ Handles most box styles
- ◆ Feeder Air suction(optional)

02 | 校正部 Alignment




- ◆ The paperboard sent by feeder shall be corrected by the alignment to ensue go straight.
- ◆ The upper pressure drive can be adjusted up and down to adapt to different paperboard thickness.

03 | 预折部 Pre-folding Section



- ◆ 180° prebreaking of all boxes at high-speed, regardless of material
- ◆ Long prebreaker for perfectly flat glue flaps
- ◆ Extra wide lower left-hand belt ensures no marking
- ◆ High-speed re-opening plough
- ◆ Upper left conveyor displacement allows for more flexibility

04 | 锁底部 Lock Bottom




- ◆ Processes multiple-fold packaging
- ◆ Telescopic upper conveyors easily be adjustable to box format
- ◆ Allows for front panel folding

05 | 四六角装置 4 & 6-corner Device



- ◆ Fast set-up of all types, and most sizes, of 4 and 6-cornered boxes
- ◆ Speeds of up to 22,000 b/h
- ◆ Tilting frame adjusts to flap size
- ◆ Cable guides for 45° panel
- ◆ Modulated hook trajectory for high-speed, high-quality production
- ◆ Gluing guns are required for 4/6 corner boxes

06 | 下糊盒单元 Lower Gluing Unit




- ◆ Oversized stainless steel glue wheel for high-speed running
- ◆ Unique scraper device with micro-metric adjustment for precise gluing
- ◆ All components easily removable for quick cleaning

07 | 本折部 Folding Section



- ◆ Choice of left, right or simultaneous folding
- ◆ Automatic belt tensioning ensures quicker makeready
- ◆ The left and right folding belt speed can be adjusted independently

08 | 输出部 Transfer Section



- ◆ Independent drive for complete control and faster job change
- ◆ Synchronized kicker adjusts to carton arrival time
- ◆ Adjustable transfer conveyors adapt to difficult box shapes
- ◆ Height adjustable for a perfect box stream

09 | 控制系统 Control Panel



- ◆ Using a 10-inch large screen, the operation is convenient and intuitive.
- ◆ Multiple languages are available.
- ◆ Memory function and remote control (optional).

10 | 输送部 Conveyor



- ◆ Integrated box stream regulator for precise stream intervals and faster running
- ◆ In manual mode, the belt moves at a constant speed and is not affected by the main motor speed.
- ◆ Pneumatic pressure control is more accurate, to ensure bonding effect.